




To Be The Most Trustful LED Grow Light Manufacturer



2022 NEW

TOP FEATURES

- Patented fashion design
- Beam angle:120°;
- Efficacy: 2.6 μmol/J
- Input 100-277V
- IP54 Rating(Console Only)
- Slim design and easy install
- Covering full-cycle growing stages



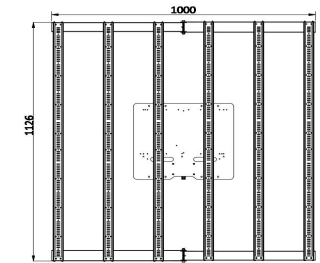
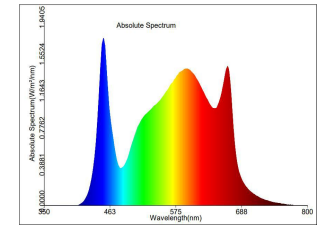
CTII700W

SPECIFICATIONS

- Input Power** 700w
- Efficacy** 2.6 umol/j
- PPF** 1820 umol/s
- Spectrum** Full Spectrum
- Voltage** 100-277v
- Cooling** Passive
- Dimming** Knob Switch Dimmer + RJ14 Port
- Power Factor** 0.95
- Operation Tem** -20°C ~ 45°C
- Fixture Dimensions** 44x40inch
- Mounting Height** 6~24" Above Canopy
- Cord Length** 6.5ft
- Warranty** 3 Year(5 years warranty extended optional)
- Certification** TISI,ETL, cETL

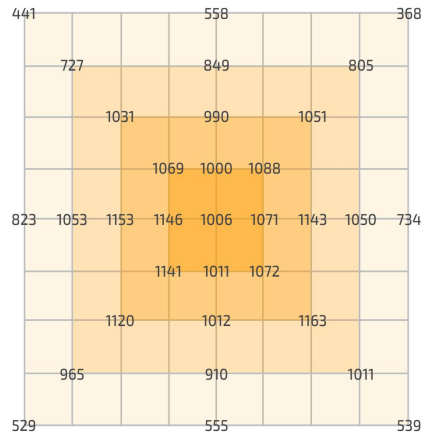
AC	120V	208V	240V	277V
Amp	5.83 A	3.37 A	2.92A	2.53A

SPECTRUM/DIMENSION

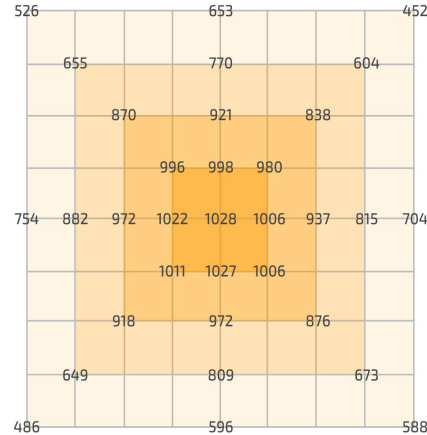


PAR

Cretivity CTII700W LED Grow Lights
PAR Map Over 4X4ft @6" Height

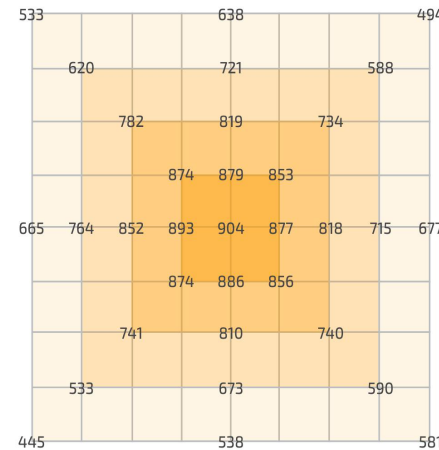


Cretivity CTII700W LED Grow Lights
PAR Map Over 4X4ft @12" Height



PAR

Cretivity CTII700W LED Grow Lights
PAR Map Over 4X4ft @18" Height



Cretivity CTII700W LED Grow Lights
PAR Map Over 4X4ft @24" Height

